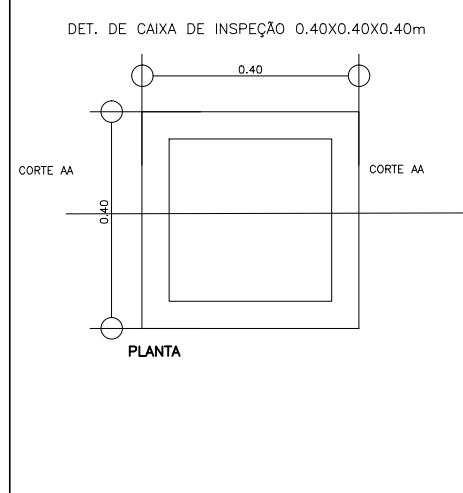
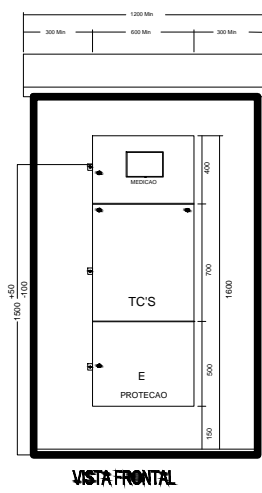
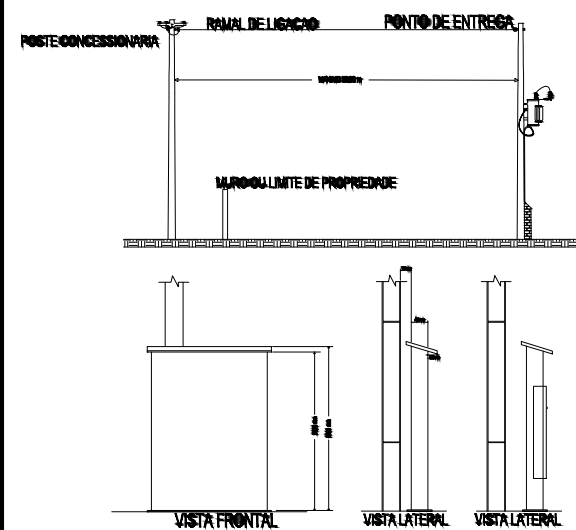
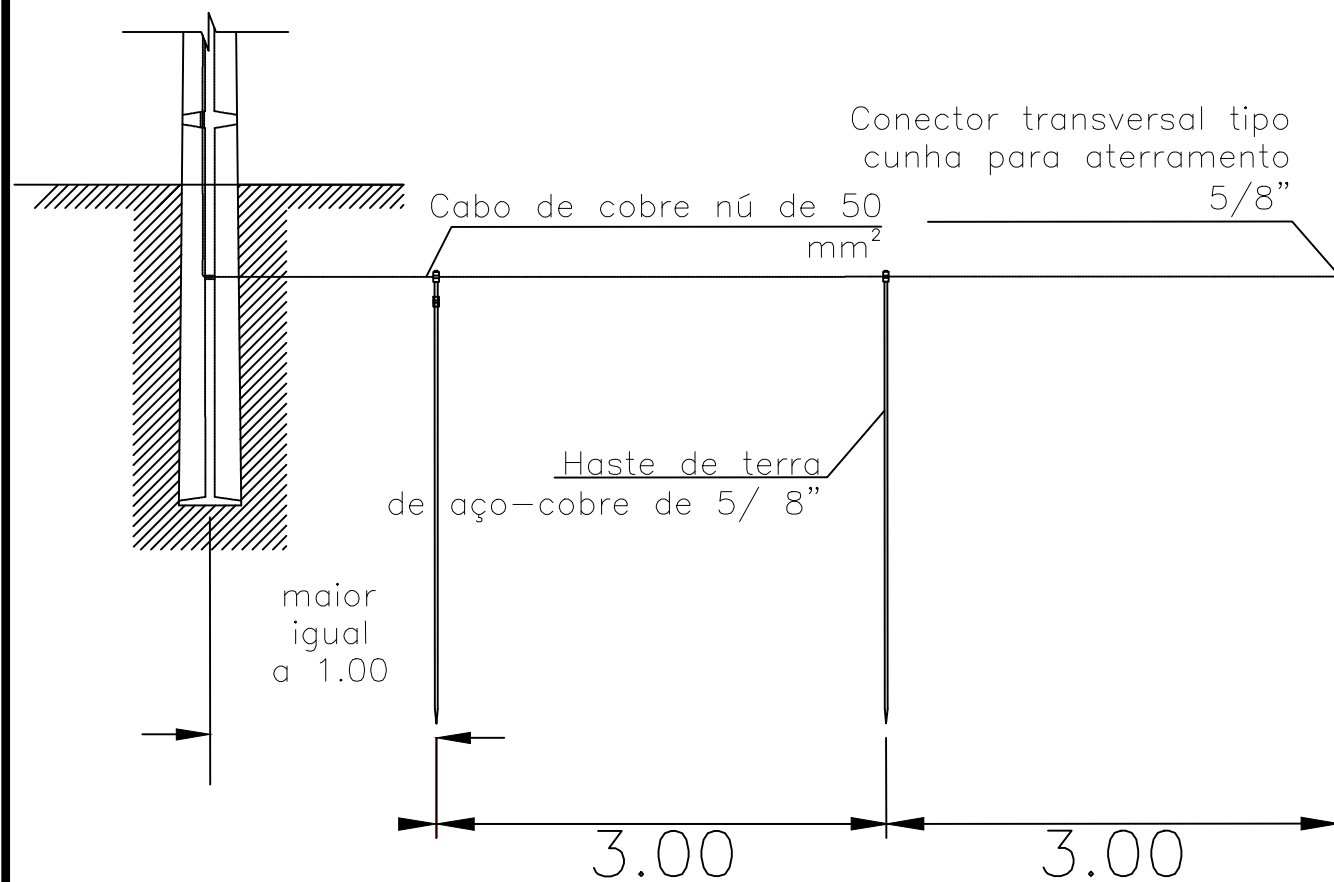


## DETALHE MALHA DE ATERRAMENTO



## PLANTA DETALHAMENTO CONSTRUTIVO DO POSTO DE TRANSFORMAÇÃO

**Esc: Sem**

**PREFEITURA MUNICIPAL DE**  
**VÁRZEA GRANDE**  
*amar • cuidar • acreditar*

**PREFEITURA MUNICIPAL DE VÁRZEA GRANDE**

**Av. Castelo Branco, Espaço Municipal, 2500 - Centro Sul, Várzea Grande/MT**

**CEP 78125-700 - Fone/Fax: 65 3688 8000**

PROJETO:  
**EMEB ANGELA JARDIM BOTELHO**

OBRA:  
**INSTALAÇÃO ELÉTRICA PRÉDIAL DE MÉDIA E BAIXA TENSÃO**

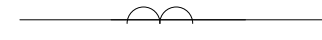
LOCALIZAÇÃO:	RUA ANTÔNIO AMORIM CAMPOS ( ANTIGA RUA Y) COHAB ALBERTO CANELAS
--------------	--

ASSUNTO: **PROJETO ELÉTRICO**

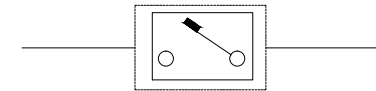
### LEGENDA DIAGRAMA UNIFILAR



## Chave-fusível



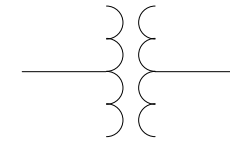
## Transformador de corrente



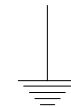
## Disjuntor BT



## Pára-raios



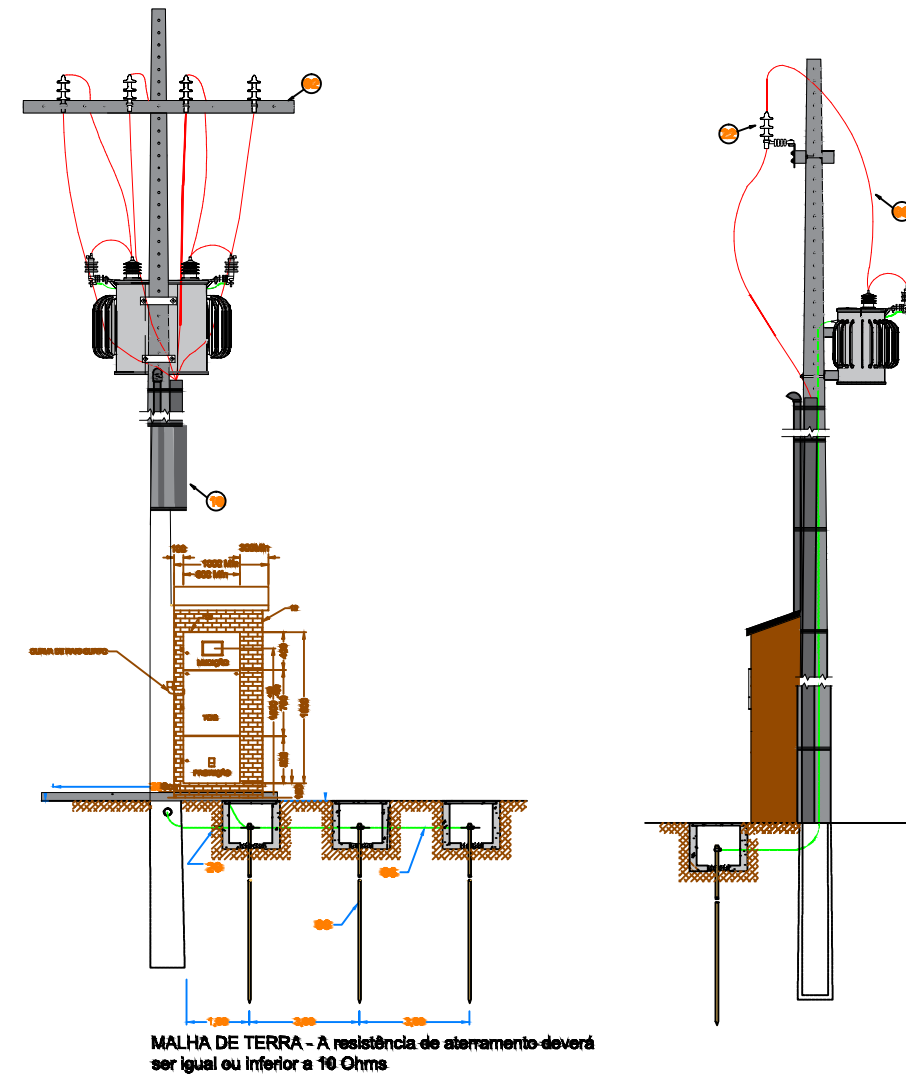
## Transformador



Terra



## Medidor



**MALHA DE TERRA - A resistência de aterramento deverá ser igual ou inferior a 10 Ohms**

**LORHAYNE MIRIA BARBOSA WELCHEN**  
**ENGENHEIRA ELETRICISTA**  
**CREA-MT040578**

ESCALA:	UNIDADE:	DATA:
<b>INDICADA</b>	<b>METRO</b>	<b>Agosto/2019</b>

FOLHA N°

03/09